

## SUPPORTING THE SPINE

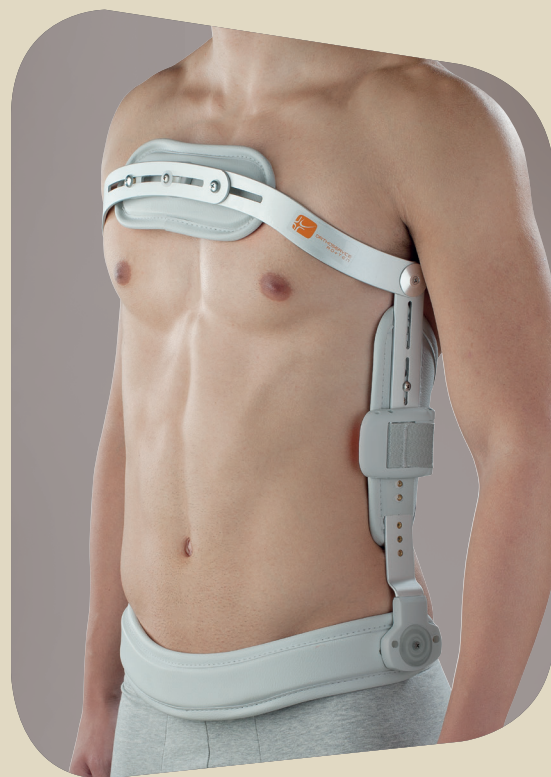
Whether prescribed for postoperative recovery or conservative treatment, the benefits of immobilisation are undeniable.

However, it is essential that the immobilisation is done correctly without hindering breathing or blood flow while also offering an advanced level of comfort that enables the patient to maintain a natural position.

This is why the brace must be as light as possible and move with the patient yet also deliver optimum efficacy.



90CDP00067EN001.0217



## stabil-T

3-Point hyperextension brace

Code: REF.P1000										
Size	XS	S	MS	M	ML	LS	L	XLS	XL	
Pelvis circumf. cm	50/60	60/75	75/90	75/90	75/90	90/105	90/105	105/115	105/115	
Height cm*	30/37	34/42	34/41	36/46	40/52	36/46	40/52	39/49	42/54	
Colour: white										

\*measured from the proximal side of the body of the sternum to the upper edge of the pubis (pubic tubercle)

### INDICATIONS

- Traumatic fracture (T10-L1/L2)
- Compression fractures of the thoracic vertebrae and dorsolumbar transition caused by osteoporosis or metastasis (T10-L1/L2)
- Osteomalacia
- Osteoarthritis in the thoracic and/or lumbar regions of the spine
- An alternative to a body cast

### CONTRAINDICATIONS

There are no known contraindications at this time.



ORTHOSERVICE  
R+TEN

Take  
care  
feel  
better



**Headquarter: ORTHOSERVICE AG**  
Via Milano 7 - CH-6830 Chiasso (TI) - Switzerland  
Tel. 0041 91 8220088 - Fax 0041 91 8220089  
info@orthoservice.com - www.orthoservice.com  
**Niederlassung Deutschland: Orthoservice Deutschland GmbH**  
Flugstraße 7 - D-76532 Baden-Baden - Deutschland  
Tel. 0049 (0)7221 9719780 - Fax 0049 (0)7221 9719782  
info@orthoservice.de - www.orthoservice.de  
**Sede italiana: RO+TEN s.r.l.**  
Sede legale: Via Fratelli Ruffini, 10 - I-20123 Milano (MI) - Italia  
Sede operativa e amministrativa:  
Via Comasina, 111 - I-20843 Verano Brianza (MB) - Italia  
Tel. 0039 039 6014094 - Fax 0039 039 6014234  
info@roplusten.com - www.roplusten.com  
Società soggetta a Direzione e Coordinamento (art. 2497bis CC):  
Orthoservice AG (CH) - 6830 Chiasso (TI) - Switzerland

## stabil-T

3-Point hyperextension brace

REF. P1000



ORTHOSERVICE  
R+TEN

Take  
care  
feel  
better

# 3-POINT HYPEREXTENSION BRACE 5-STAR IMMOBILISATION

## ADVANCED COMFORT

A 3-point hyperextension brace that uses the principles of leverage to keep the spine extended is a widely tried-and-tested solution. Extending the spine with immobilisation is the treatment of choice and the modern alternative to wearing the old plaster-of-Paris body cast providing that the brace does not cause any counterproductive discomfort. This is why scientific research has focused on designing new features and details.

## A NEW ULTRALIGHT DESIGN WITH HYPER-ROUNDED EDGES

A new framed design featuring rounded edges made from a lightweight aluminium alloy. The curves of the brace adapt to the shape of the body and its movements. Resting gently against the body without marking the skin, the hyper-rounded edges do not cause any irritation or interfere with underwear.



## ADJUSTABLE VERTICAL STAYS AND TOP BAR

The vertical stays can be adjusted by removing the screws and moving them to holes at a height that enables the pelvic band to sit in the correct position. The top bar features a telescopic adjustment: just loosen the screws, move the two overlapping segments to the desired position and tighten the screws once the adjustment is completed.



## NEW UNDERARM HINGES

The angle between the top bar and vertical side stays can be adjusted to fit the shape of the patient's body. A special mini ratchet mechanism enables the optimum angle of the top bar to be altered in 7.5° increments and then held in position (this only needs to be adjusted when the brace is first fitted).

## INNOVATIVE HINGES BETWEEN THE VERTICAL STAYS AND PELVIC BAND

Technologically advanced, they guarantee just the right amount of tilt between the vertical stays and the pelvic band. They are neither cumbersome nor heavy and never lose their elasticity. **WITH A NEW POLYMER SPRING** fully built into the design of the hinge; it can be secured in position at 0° and at 18° if necessary (ideal when sitting down for extended periods, such as a patient in a wheelchair). **EVEN LIGHTER:** redesigned using a polymer they are as robust as ever but now even lighter to ensure a more comfortable brace. **SELF FLEXING:** the hinges can flex outwards by a few degrees without affecting the vertical tilt of the pelvic band to comfortably fit particularly wide hips (usually more applicable to women).

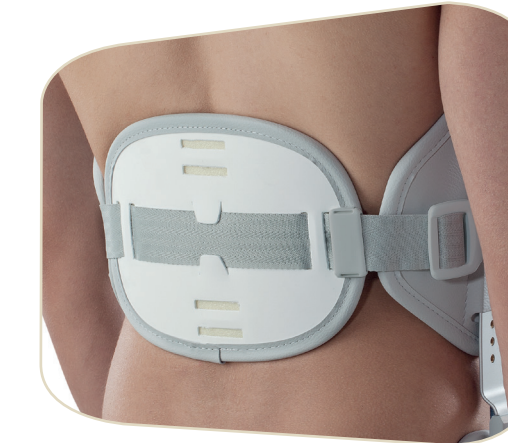
## SOFT, WATER-REPELLENT PADDING

The polyethylene padding is covered with non-toxic synthetic leather that is particularly soft to the touch and water-repellent, which is ideal if hydrotherapy is included in the rehabilitation process.



## MOVEABLE OFFSET STERNAL PAD

The inside of the pad has double padding for enhanced comfort. Anatomically formed to optimally distribute any pressure, the pad is offset from its horizontal axis. This means it can be easily rotated by 180° to determine the ideal distance from the suprasternal notch to suit the patient's body shape and height.



## NEW REAR STRAP: LESS INTRUSIVE, EQUALLY EFFECTIVE

The rear strap is only 40 mm wide. Effectively ensuring the same level of traction, it is less intrusive and constrictive.

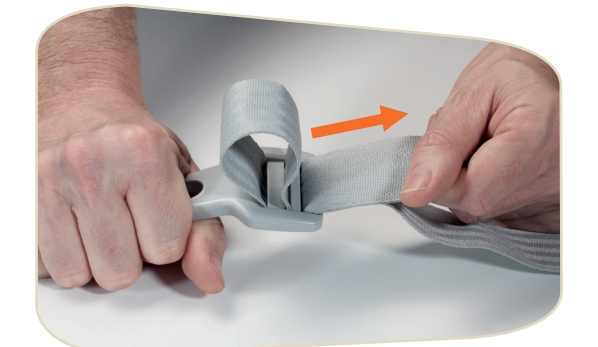
## NEW SIDE-RELEASE BUCKLE

The brace has a side-release buckle **WITH AN ORANGE SAFETY BUTTON** on the opposite side of the brace to where the rear strap attaches to the vertical stay. Featuring a new design, it is extremely user-friendly, even for people with reduced strength in their hands, such as elderly patients, and is easily used every time the patient removes and dons the brace.



## NEW STRAP FASTENING

**SIDE FASTENING** for easier access when the patient is lying down **WITH A THREE-STEP SELF-FASTENING SYSTEM** featuring a secure fit and low-profile design.



## DORSOLUMBAR PLATE

This comfortable yet strong plate can be worn horizontally and vertically according to the physician's instructions.

